


Five Little Ducks



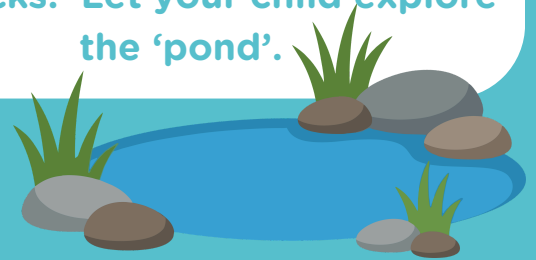
Five Little Ducks

[Click here to watch the Story of Five Little Ducks](#)



Sensory "Pond" Table

Fill a tuff tray or bowl with blue water or blue sensory material, adding 5 rubber ducks, plastic ducks, or even leaves to act as the ducks. Let your child explore the 'pond'.



Story telling and Roleplay

Use props, masks or create your own headbands to turn the nursery rhyme into a dramatic, fun performance!

Outdoor Activities

Encourage children to build a "nest" for the ducks using twigs, leaves, and grass.



Give us a call on 0800 970 4669 for more information and help.
Or visit our website
<https://wiltshirefamilyhub.org.uk>

Five Little Ducks




Handprint ducks

Help your child to create handprint ducks by printing their hand with paint. Draw on feet, eyes and a beak. Can you make 5 like in the song?



Interactive Singing

Use fingers to represent the five ducks, counting down as they disappear. Let your child use your fingers to help work out how many ducks are left after each verse.



Egg Box Craft

Create your own egg box pond - all you need is an egg box and some paint!



Colouring Pages

Use colouring sheets to reinforce counting and colour recognition by asking your child to count the ducks as they color them in.

[CLICK HERE for some fun colouring in pages](#)

Give us a call on 0800 970 4669 for more information and help.
Or visit our website
<https://wiltshirefamilyhub.org.uk>

